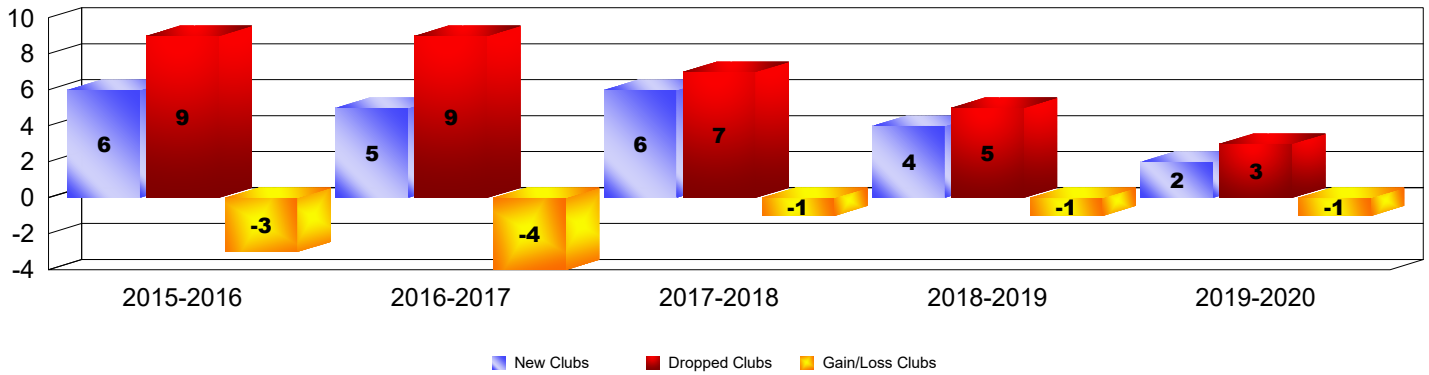


# Multiple District LB

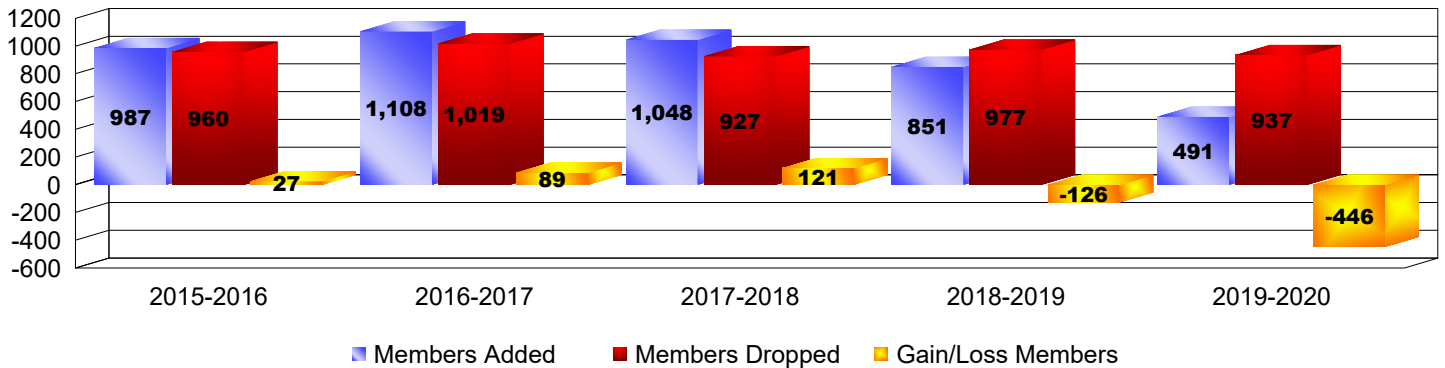
As of June 2020 Cumulative

Year	New Clubs	Dropped Clubs	Gain/Loss Clubs	New Members	Charter Members	Reinstate Members	Transfer Members	Total Member Added	Total Members Dropped	Gain/Loss Members
2015-2016	6	9	-3	719	188	62	18	987	960	27
2016-2017	5	9	-4	881	162	38	27	1,108	1,019	89
2017-2018	6	7	-1	845	160	32	11	1,048	927	121
2018-2019	4	5	-1	678	106	44	23	851	977	-126
2019-2020	2	3	-1	372	65	37	17	491	937	-446
<b>Average</b>	<b>5</b>	<b>7</b>	<b>-2</b>	<b>699</b>	<b>136</b>	<b>43</b>	<b>19</b>	<b>897</b>	<b>964</b>	<b>-67</b>


## Clubs



## Members



## Membership Composition June 2020 Cumulative



## Gender Comparison June 2020 Cumulative

